

with compliments of vesoi-italia

307-308 accessorio
disco loop Ø20-Ø30

F.I. 210/2017

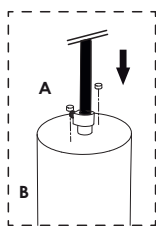
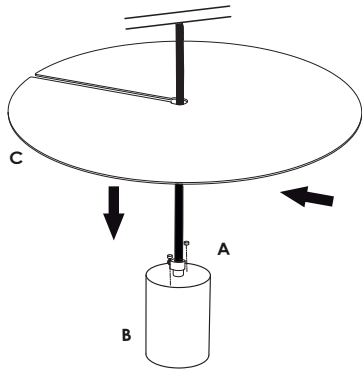
disco in acciaio Ø 20cm - Ø30cm con asola passacavo.
iron disk Ø 20cm - Ø30cm with loop for electric cable.

finiture/finishes

bianco verniciato/white painted
nero verniciato/black painted
giallo verniciato/yellow painted
rosso verniciato/red painted
arancio verniciato/orange painted
verde verniciato/green painted
brunito verniciato/old brass painted
ottone brunito spazzolato -matt/old brass brushed-matt
rame brunito spazzolato-matt/old copper brushed-matt

disco loop Ø20
acc00528
acc00529
acc00530
acc00531
acc00532
acc00533
acc00534
acc00542
acc00543

disco loop Ø30
acc00535
acc00536
acc00537
acc00538
acc00539
acc00540
acc00541
acc00544
acc00545



istruzioni per il montaggio

- 1) posizionare i magneti "A" sul portalampada "B";
- 2) inserire il disco "C" lungo il percorso fino al foro centrale, facendo attenzione a non danneggiare il cavo elettrico;
- 3) posizionare il disco "C" sui magneti "A".

assembly instructions

- 1) place the "A" magnets on the "B" lamp holder;
- 2) insert the "C" metal disc along the way until the central hole, taking care don't damage the electric cable;
- 2) place the "C" metal disc on "A" magnets.



ri-cicla questa carta, grazie/please, re-cycle this paper.

vesoi.com

with compliments of vesoi-italia

307-308 accessorio
disco loop Ø20-Ø30

F.I. 210/2017

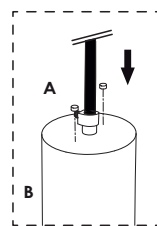
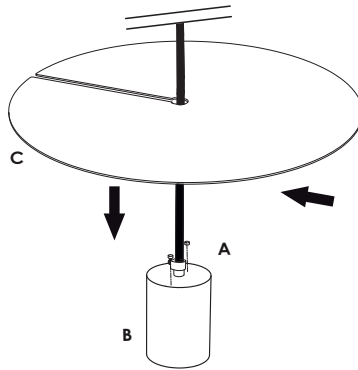
disco in acciaio Ø 20cm - Ø30cm con asola passacavo.
iron disk Ø 20cm - Ø30cm with loop for electric cable.

finiture/finishes

bianco verniciato/white painted
nero verniciato/black painted
giallo verniciato/yellow painted
rosso verniciato/red painted
arancio verniciato/orange painted
verde verniciato/green painted
brunito verniciato/old brass painted
ottone brunito spazzolato -matt/old brass brushed-matt
rame brunito spazzolato-matt/old copper brushed-matt

disco loop Ø20
acc00528
acc00529
acc00530
acc00531
acc00532
acc00533
acc00534
acc00542
acc00543

disco loop Ø30
acc00535
acc00536
acc00537
acc00538
acc00539
acc00540
acc00541
acc00544
acc00545



istruzioni per il montaggio

- 1) posizionare i magneti "A" sul portalampada "B";
- 2) inserire il disco "C" lungo il percorso fino al foro centrale, facendo attenzione a non danneggiare il cavo elettrico;
- 3) posizionare il disco "C" sui magneti "A".

assembly instructions

- 1) place the "A" magnets on the "B" lamp holder;
- 2) insert the "C" metal disc along the way until the central hole, taking care don't damage the electric cable;
- 2) place the "C" metal disc on "A" magnets.



ri-cicla questa carta, grazie/please, re-cycle this paper.

vesoi.com

with compliments of vesoi-italia

307-308 accessorio
disco loop Ø20-Ø30

F.I. 210/2017

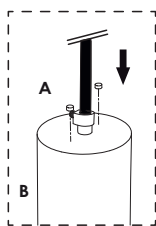
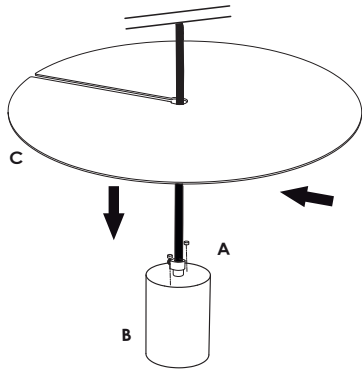
disco in acciaio Ø 20cm - Ø30cm con asola passacavo.
iron disk Ø 20cm - Ø30cm with loop for electric cable.

finiture/finishes

bianco verniciato/white painted
nero verniciato/black painted
giallo verniciato/yellow painted
rosso verniciato/red painted
arancio verniciato/orange painted
verde verniciato/green painted
brunito verniciato/old brass painted
ottone brunito spazzolato -matt/old brass brushed-matt
rame brunito spazzolato-matt/old copper brushed-matt

disco loop Ø20
acc00528
acc00529
acc00530
acc00531
acc00532
acc00533
acc00534
acc00542
acc00543

disco loop Ø30
acc00535
acc00536
acc00537
acc00538
acc00539
acc00540
acc00541
acc00544
acc00545



istruzioni per il montaggio

- 1) posizionare i magneti "A" sul portalampada "B";
- 2) inserire il disco "C" lungo il percorso fino al foro centrale, facendo attenzione a non danneggiare il cavo elettrico;
- 3) posizionare il disco "C" sui magneti "A".

assembly instructions

- 1) place the "A" magnets on the "B" lamp holder;
- 2) insert the "C" metal disc along the way until the central hole, taking care don't damage the electric cable;
- 2) place the "C" metal disc on "A" magnets.



ri-cicla questa carta, grazie/please, re-cycle this paper.

vesoi.com

with compliments of vesoi-italia

307-308 accessorio
disco loop Ø20-Ø30

F.I. 210/2017

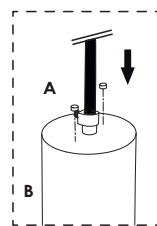
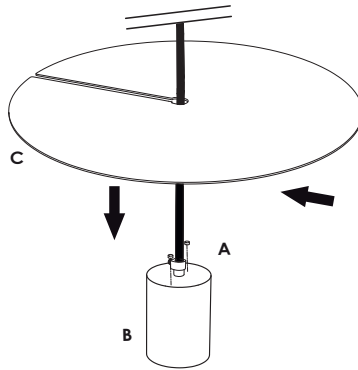
disco in acciaio Ø 20cm - Ø30cm con asola passacavo.
iron disk Ø 20cm - Ø30cm with loop for electric cable.

finiture/finishes

bianco verniciato/white painted
nero verniciato/black painted
giallo verniciato/yellow painted
rosso verniciato/red painted
arancio verniciato/orange painted
verde verniciato/green painted
brunito verniciato/old brass painted
ottone brunito spazzolato -matt/old brass brushed-matt
rame brunito spazzolato-matt/old copper brushed-matt

disco loop Ø20
acc00528
acc00529
acc00530
acc00531
acc00532
acc00533
acc00534
acc00542
acc00543

disco loop Ø30
acc00535
acc00536
acc00537
acc00538
acc00539
acc00540
acc00541
acc00544
acc00545



istruzioni per il montaggio

- 1) posizionare i magneti "A" sul portalampada "B";
- 2) inserire il disco "C" lungo il percorso fino al foro centrale, facendo attenzione a non danneggiare il cavo elettrico;
- 3) posizionare il disco "C" sui magneti "A".

assembly instructions

- 1) place the "A" magnets on the "B" lamp holder;
- 2) insert the "C" metal disc along the way until the central hole, taking care don't damage the electric cable;
- 2) place the "C" metal disc on "A" magnets.



ri-cicla questa carta, grazie/please, re-cycle this paper.

vesoi.com